

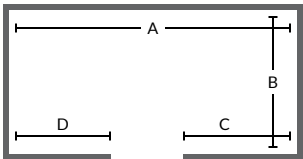
Complete and email this form with additional attachments to design@ames.com or fax to (352) 629-4980. Questions call (800) 874-0008. Design will be emailed/faxed back within 48-72 hours. List price will be included.

Dealer Name:	Date:
CM Customer No.:	Project:
Contact Person:	Builder / Customer:
Telephone No.:	Fax No.:
	Email:

LAYOUT OPTIONS

Mark the layout of the closet using the following product options and design codes. Indicate all obstacles to be drawn around, and create elevation drawings of walls with windows and/or obstacles. **Please indicate all wall measurements accurately.** Dimensions affect pricing and cut lengths.

Provide material estimate for wire only.

Closet Layout	
TOWER HEIGHT	Mark the layout of the closet using the configurations and design codes found on Pages 3 and 4.
85.625 in. 95.75 in.	
WALL DIMENSIONS	
	
A:	
B:	
C:	
D:	
Wall Height:	Design it for me using the dimensions I've supplied. OPTIONAL: Please provide DWG files.

Additional Notes
Please include any information that may help produce your design accurately. List accessories (handle, hang rod, jewelry tray, etc.). If more space is needed, include attachments (additional forms, sketches, etc.).

PRODUCT OPTIONS

ShelfTrackEVO®		PRODUCT			HARDWARE		
SOLID SHELVING	ACCESSORIES	TYPE	FINISH				
			WHITE	CHROME			
12 in. Deep Shelf	14 in. Deep Shoe Shelf	Standard					
14 in. Deep Shelf	14 in. Deep Single Drawer Kit (modern profile)	Hang Track (with cover)					
16 in. Deep Shelf	14 in. Deep Single Drawer Kit (traditional profile)	Hang Track (no cover)					
All EVO products available in White only.	14 in. Deep Double Drawer Kit (modern profile)	12 in. Shelf Bracket					
	14 in. Deep Double Drawer Kit (traditional profile)	14 in. Shelf Bracket					
		16 in. Shelf Bracket					
		Hang Rod					
		Hang Rod Bracket (with pole cup)					
		Hang Rod End Caps					

ExpressShelf™		SHELF			HARDWARE		
TYPE	FINISH	TYPE	FINISH				
			WHITE	BLACK	CHROME		
12 in. Laminate ¹	White	Backwall Channel					
14 in. Melamine ²	Antique White ³	Closet Rod					
	Chocolate Pear ³	Other Hardware					
	Coastal Gray ³						
	Timeless Taupe						
	Clean Slate						
	Washed White						
	Natural Blonde						
	Modern Gray						

Wire				
SHELVING TYPE (shelf depths)	FINISH		SHELF DEPTH	MOUNTING OPTIONS
	WHITE	SATIN CHROME		
Shelf and Rod (S&R) (10 in., 12 in., 16 in.)		⁴		Fixed Mount ShelfTrack®
Linen / All-Purpose (6 in., 9 in., 20 in.)				
SuperSlide® (12 in., 16 in.)				
TotalSlide® (12 in., 16 in.)				
Close Mesh (9 in., 12 in., 16 in., 20 in.)		⁵		
Heavy Duty (12 in., 16 in.)				

¹ Available in White only.

² Available in all finishes.

³ While supplies last.

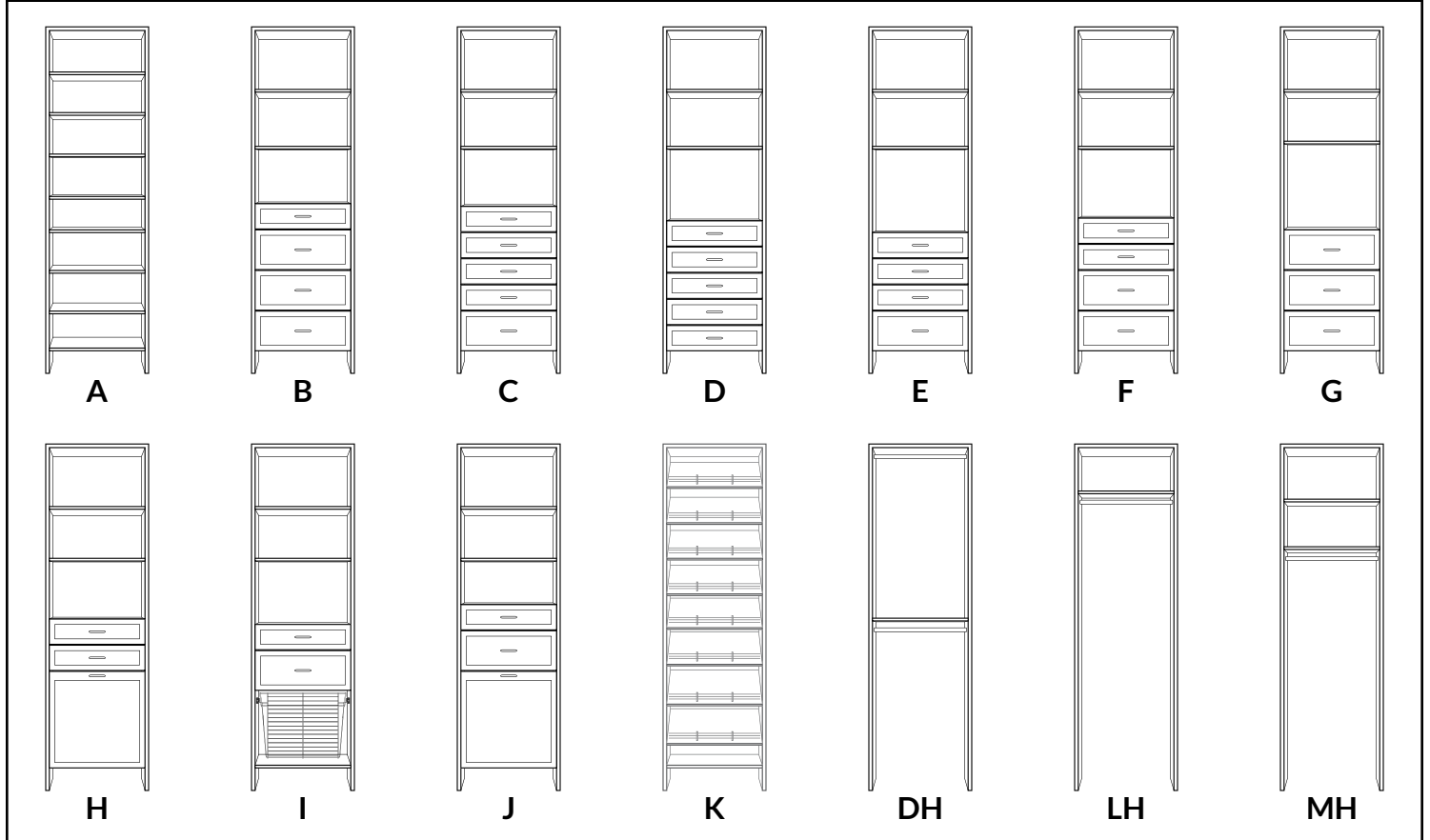
⁴ Satin Chrome available in 10 in. and 16 in. only.

⁵ Satin Chrome available in 12 in. and 16 in. only.

PRODUCT OPTIONS CONT.

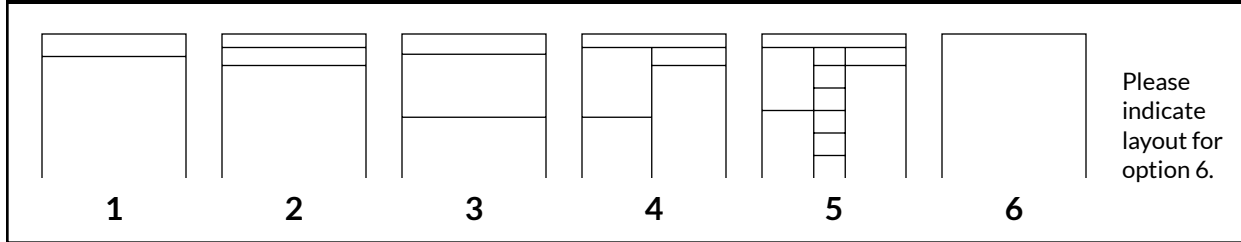
MasterSuite®							
FINISH	DOOR & DRAWER FRONT PROFILE						MOUNTING OPTIONS
	MODERN	SHAKER	SHAKER 5-PANEL	SOLID WOOD	TRADITIONAL	TRADITIONAL 5-PANEL	
CLASSIC (VINYL-WRAPPED)							Floor Mount Wall Mount
White							
Antique White <small>(While supplies last.)</small>							
Chocolate Pear <small>(While supplies last.)</small>							
Coastal Gray <small>(While supplies last.)</small>							
27TH AVENUE							HARDWARE FINISH
Timeless Taupe							
Clean Slate							
White							
Washed White							
Natural Blonde							
Modern Gray							
Deep Blue <small>(Only available in backers and modern profile)</small>							
							HANDLE PROFILE WRITE-IN CHOICE

MasterSuite® Tower Configurations

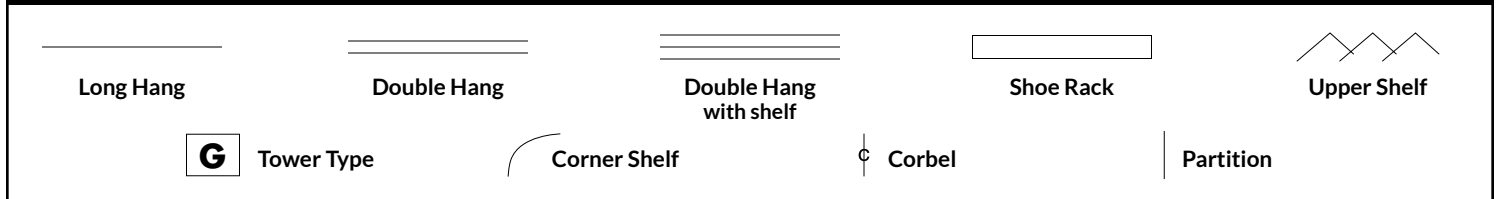


PRODUCT OPTIONS CONT.

Wire Configurations



Design Codes



Case Study

Thank you for participating in the ClosetMaid Dealer Design Program. We look forward to continuing to support your successes as a company and ClosetMaid partner. We sometimes showcase and share completed projects for our professional community through Press Releases, Case Studies, and other formal features on our Pro Site, social media, and more. If you are interested in having this project featured or in learning more information, please check the box below.

Yes, please contact me for information on getting this project featured.

For more information, please contact the ClosetMaid Building Marketing Manager, George Hanus (George.Hanus@AMES.com) or view some examples on our new Case Study Page at: www.closetmaidpro.com/pro-resources/case-studies.