

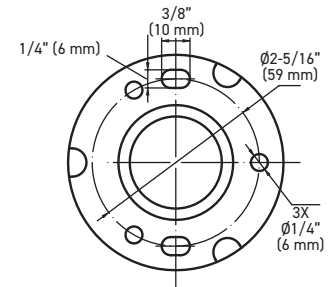
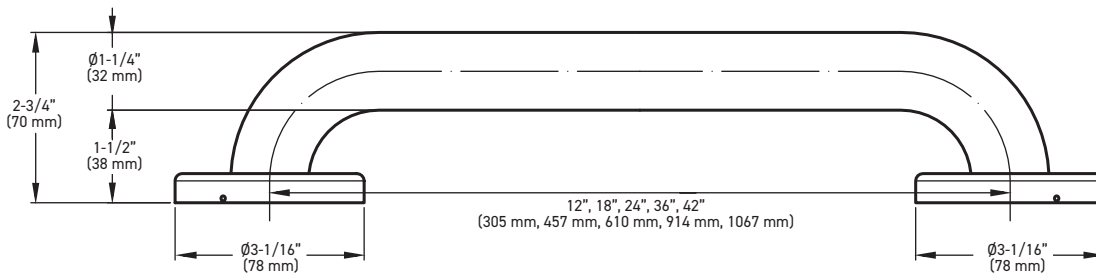
### FEATURES

- > 304 STAINLESS STEEL CONSTRUCTION
- > 19 GAUGE BAR TUBE
- > 23 GAUGE FLANGE COVERS
- > MAXIMUM WEIGHT LOAD 250 lbs (113 kg)
- > MOUNTING HARDWARE INCLUDED
- > IN COMPLIANCE WITH ANSI A117.1
- > IN COMPLIANCE WITH CSA- B651-18
- > MEETS ADA STANDARDS

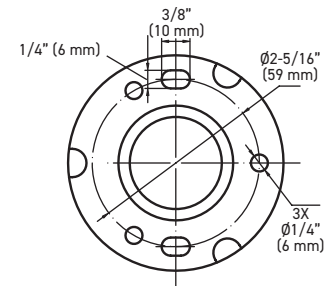
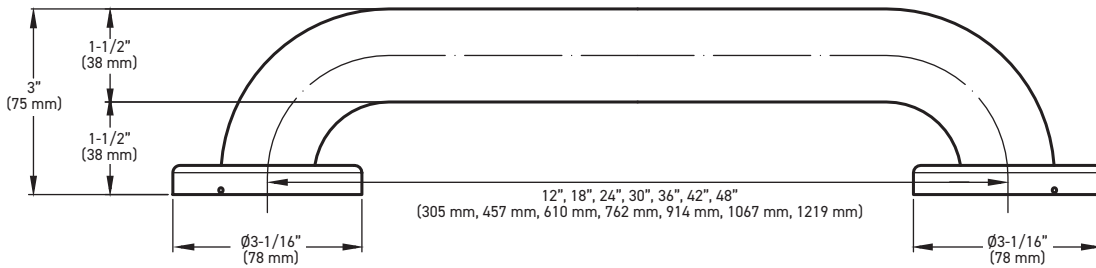


REFER TO BUILDING CODES HAVING JURISDICTION FOR ALL GRAB BAR COMPLIANCE REQUIREMENTS

### 1-1/4" DIAMETER GRAB BAR



### 1-1/2" DIAMETER GRAB BAR



MEASUREMENTS SUBJECT TO A 3% VARIANCE

MEASUREMENTS ARE FOR REFERENCE ONLY. TAYMOR RESERVES THE RIGHT TO CHANGE THE PRODUCT SPECS WITHOUT NOTICE. FOR PRODUCT WARRANTY, PLEASE VISIT TAYMOR WEBSITE FOR DETAILS

### STAINLESS STEEL SMOOTH CONCEALED MOUNT GRAB BARS

1-1/4" DIAMETER, 18 GAUGE - GRAB BAR - BUILDER PACK	SATIN STAINLESS STEEL 32D		1-1/2" DIAMETER, 18 GAUGE - GRAB BAR - BUILDER PACK	SATIN STAINLESS STEEL 32D		
	CASE	QTY		MATTE BLACK 19	CASE	QTY
1-1/4" x 12" (32 mm x 305 mm) SMOOTH GRAB BAR	01-C220012	10	1-1/2" x 12" (38 mm x 305 mm) SMOOTH GRAB BAR	01-C230012BLK	01-C230012	10
1-1/4" x 18" (32 mm x 457 mm) SMOOTH GRAB BAR	01-C220018	10	1-1/2" x 18" (38 mm x 457 mm) SMOOTH GRAB BAR	01-C230018BLK	01-C230018	10
1-1/4" x 24" (32 mm x 610 mm) SMOOTH GRAB BAR	01-C220024	10	1-1/2" x 24" (38 mm x 610 mm) SMOOTH GRAB BAR	01-C230024BLK	01-C230024	10
1-1/4" x 36" (32 mm x 914 mm) SMOOTH GRAB BAR	01-C220036	10	1-1/2" x 30" (38 mm x 762 mm) SMOOTH GRAB BAR	-	01-C230030	10
1-1/4" x 42" (32 mm x 1067 mm) SMOOTH GRAB BAR	01-C220042	10	1-1/2" x 36" (38 mm x 914 mm) SMOOTH GRAB BAR	01-C230036BLK	01-C230036	10
			1-1/2" x 42" (38 mm x 1067 mm) SMOOTH GRAB BAR	01-C230042BLK	01-C230042	10
			1-1/2" x 48" (38 mm x 1219 mm) SMOOTH GRAB BAR	01-C230048BLK	01-C230048	10

