DesignRail® Aluminum Railing System
Request for quote

feeney®

DesignRail® railings are easily adaptable to any exterior, interior, commercial, or residential project. Simply choose from the style options below to create your perfect railing design. When complete, email form to sales@feeneyinc.com and copy your Feeney representative.

Dealer Name & Location _____

Dealer Contact Person _____

Dealer Phone _____

Dealer Email _____

Customer/Project Name _____

Project Shipping Address _____

Project Timeline _____

Project Type (EX *(residential only)*)
☐ Residential - New ☐ Residential - Remodel
☐ Commercial - New ☐ Commercial - Remodel

Project Location (EX *(all locations)*)
☐ Indoor ☐ Inland
☐ Outdoor ☐ Coastal *(Salt Water)*
Distance from water _____

Feeney Representative _____

Express Program	Create Your Own Program
Limited options with shipping from Feeney in 5-7 days. All checked options must be EX to qualify. Projects with at least one non-Express option or over 200 LF will be processsed as Create Your Own.	Unlimited creative options with slightly longer lead time. **Everything on RFQ qualifies.**

STEP 1 Select Railing Height

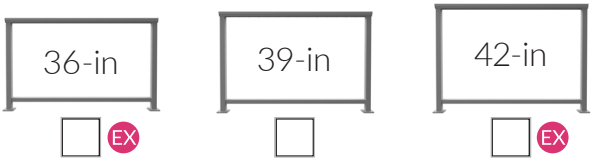

☐ EX ☐ ☐ EX

Building codes in your area may require your rails to meet a minimum height. Consult your local building codes when choosing a height for your project.

STEP 2 Select Mounting

MOUNTING OPTIONS


☐ Base
EX
☐ Base Plate Covers
EX
☐ Stanchion


☐ Core


☐ Direct Fascia


☐ Fascia Bracket

MOUNTING SURFACE


☐ Wood
EX

☐ Composite over Wood
EX

☐ Concrete Slab
EX

Other _____

FASCIA DETAILS

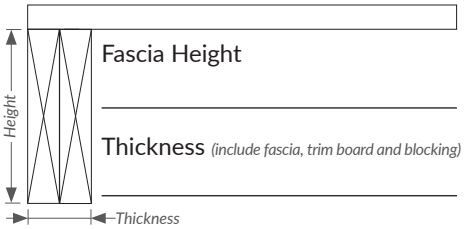

Fascia Height _____

Thickness *(include fascia, trim board and blocking)* _____

STEP 3 Select Infill

☐ 
1/8" HORIZONTAL CABLE BOTTOM RAIL
EX ☐ Standard Cablerail Kits
☐ Intermediate Rail

☐ EX
1/8" HORIZONTAL CABLE NO BOTTOM RAIL
☐ Cablerail Conceal Kits
☐ Intermediate Rail

☐
VERTICAL CABLES
☐ Intermediate Rail

☐
VERTICAL PICKETS
☐ Intermediate Rail

☐
TEMPERED GLASS
☐ Intermediate Rail

☐
RESIN
Style - _____

☐ 
LASER CUT ALUMINUM
Style - _____

☐
STAINLESS STEEL MESH
Style - _____

STEP 4 Select Top Rail


SQUARE TOP RAIL (SERIES 100)
☐
Post to Post Top Rail

GRASPABLE TOP RAIL (SERIES 150)
☐ EX
(Type II graspable stair profile code compliant)
Post to Post Top Rail

RECTANGLE TOP RAIL (SERIES 200)
☐ EX
Over the Post Top Rail


ROUND TOP RAIL (SERIES 300)
☐ EX
Over the Post Top Rail

ELLIPTICAL TOP RAIL (SERIES 350)
☐ EX
Over the Post Top Rail

LOW-PROFILE TOP RAIL (SERIES 450)
☐ EX
Over the Post Top Rail
(Wood/Composite are not included.)

DesignRail® Aluminum Railing System
Request for quote

feeney®

STEP 5 Select Color

Post Color _____

Top Rail Color _____

Intermediate Picket/
Laser Panel Color *(If applicable)* _____

ColorEasy™
POWDER-COATED ALUMINUM COLORS FROM feeney®

- BRIGHT WHITE
- MODERN WHITE
- COFFEE CREAM
- SILVER
- DOVE GRAY
- IRON GRAY
- BLUE STEEL
- MATTE BLACK
- TEXTURED BLACK
- SPARKLING CHAMPAGNE
- BRONZE
- OIL RUBBED BRONZE
- BRICKYARD RED
- COMMODORE BLUE
- HARTFORD GREEN

EX All Colors are included in the Express Program

"WOOD" TOP RAIL OPTIONS
(TOP RAIL SERIES 150/200)

- WEATHERED GRAY
- CHERRY
- WALNUT

STEP 6 Select Stair Post Angle

Standard Options (choose one)

- ☐ 23°-28° EX ☐ 29°-34° ☐ 35°-39°
- ☐ Custom angle: _____
- ☐ Blank Post (Posts will not be pre-drilled)

STEP 7 Select Accessories

- ☐ Handrails
- ☐ Intermediate Horizontal Rail
- ☐ Gate(s)
- ☐ Top Rail Lighting
- ☐ Bottom Rail Lighting
- ☐ Post Accent Lights

SKETCH YOUR LAYOUT EX 200 LF or Less

When complete, email form to sales@feeneyinc.com and copy your Feeney representative.