

EMPowered™ LOCKS

Works with
Yale Access App



EMPowered™ LOCKS



CONTENTS

- I. Overview
- II. The Yale Access App
- III. App Features
- IV. App Setup
- V. EMPowered™ Keypad Locks
- VI. EMPowered™ Smart Upgrade Locks
- VII. Resources

EMPowered™

- I. Overview
- II. The Yale Access App
- III. App Features
- IV. App Setup
- V. EMPowered™ Keypad Locks
- VI. EMPowered™ Smart Upgrade Locks
- VII. Resources



EMPowered™ | OVERVIEW

EMPowered™ is a design-focused electronic lock solution that can integrate with the latest in smart home technology.



EMPowered™ | OVERVIEW

OUT OF THE BOX FEATURES

- Easy to use, Yale Access mobile app
 - Manage all Emtek, Yale, August products in one app
- Auto Unlock and DoorSense™ technology
- Works with all three voice assistants
- Compatible with leading smart home security system hosting platforms
- Matching Emtek finishes



EMPowered™ | OVERVIEW



MOTORIZED OPERATION

Quiet motor with tapered deadbolt that accommodates for misaligned doors. Powered by 4 AA batteries

Backlit Keypad

Capacitive touchscreen keypad wakes with a touch and has numbers that won't wear off

Key Free

No cylinder means no lost keys and no pick & bump break-ins

Battery Back-Up

Can be energized with a 9V battery to prevent lockouts

Weather Protection

Rubber gasket increases protection against outdoor environments



Voice Assistant

The lock will guide you through setup and menu options in 3 languages

Universal Design

Radiused housing blends with wide range of EMTEK products



All-Metal Construction

No exposed plastic on the battery cover, unlike other electronic locks

Motorized Operation

Quiet motor with tapered deadbolt that accommodates for misaligned doors. Powered by 4 AA batteries

EMPowered™ | OVERVIEW

PRODUCT OFFERING



STANDARD MOTORIZED TOUCHSCREEN KEYPAD DEADBOLT

- Easy to use right out of the box



SMART MOTORIZED TOUCHSCREEN KEYPAD DEADBOLT

- Experience the added convenience with the Yale Access App



SMART MOTORIZED UPGRADE DEADBOLT

- Adapts to Emtek Deadbolts for the ultimate blend of design & technology

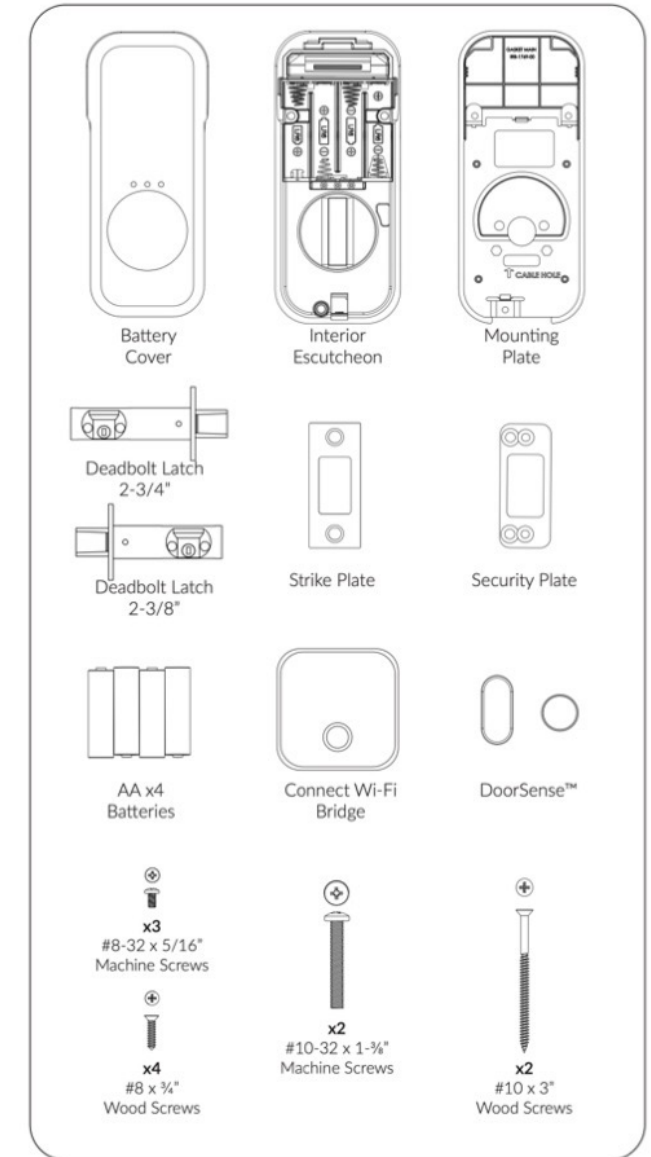
Includes Yale Access Module, Connect Wifi Bridge, & DoorSense™

EMPowered™ | OVERVIEW

EASE OF INSTALLATION

Replaces your existing deadbolt with just a screwdriver!

- Requires standard 2-1/8" face bore diameter tubular door prep
- Keypad fits door thickness 1-1/2" to 2-1/4"
- Keypad includes both 2-3/8" and 2-3/4" backset latches



EMPowered™

- I. Overview
- II. The Yale Access App
- III. App Features
- IV. App Setup
- V. EMPowered™ Keypad Locks
- VI. EMPowered™ Smart Upgrade Locks
- VII. Resources



EMPowered™ | YALE ACCESS APP

NEW FOR 2021

NOW WORKS WITH YALE ACCESS APP

Yale offers you trusted everyday convenience and security for your entire home, through smart security products and the easy-to-use Yale Access app.



EMPowered™ | YALE ACCESS APP

A FAMILIAR PLATFORM


- The Yale Access app incorporates the easy- to-use features that you know and love from the August app
- Locks set up with the August App will automatically migrate to the Yale Access App by simply downloading the app and signing into your account
- EMPowered™ locks will function with either App platform



EMPowered™ | YALE ACCESS APP

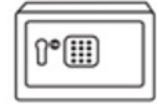
THE YALE SMART ECOSYSTEM

- EMPowered™ can now be used with a range of complimentary smart products from Yale and more.
- Enjoy additional convenience and security all controlled within one App platform.



Smart Delivery

Know when packages are delivered and rest-easy knowing they are secure and protected.



Smart Storage

Smart security for personal belongings, documents, valuables, medicine and more.

Visit YaleHome.com to see more products.

EMPowered™ | YALE ACCESS APP


WHAT'S INCLUDED



PRE-INSTALLED MODULE
Allows your lock to
communicate with the
Yale Access App



CONNECT WI-FI BRIDGE
A secure way to remotely
access your lock



Surface Mount

Flush Mount

DoorSense™
Checks the status of your door and
tells you if your door is securely
closed and locked

EMPowered™

- I. Overview
- II. The Yale Access App
- III. App Features
- IV. App Setup
- V. EMPowered™ Keypad Locks
- VI. EMPowered™ Smart Upgrade Locks
- VII. Resources



EMPowered™ | APP FEATURES


LOCK & UNLOCK

Never fumble for keys again


- Use the Yale Access app to lock or unlock by simply tapping the circle on your lock's home screen
- No phone? No problem-- just use the lock's keypad

Optional Features

- Auto re-lock setting uses the supplied DoorSense™ to lock your door when it's closed after a period of time
- Auto-Unlock knows when you arrive and unlocks the door as you approach using your phone's GPS and Wi-Fi



AUTO-LOCK



AUTO-UNLOCK

EMPowered™ | APP FEATURES

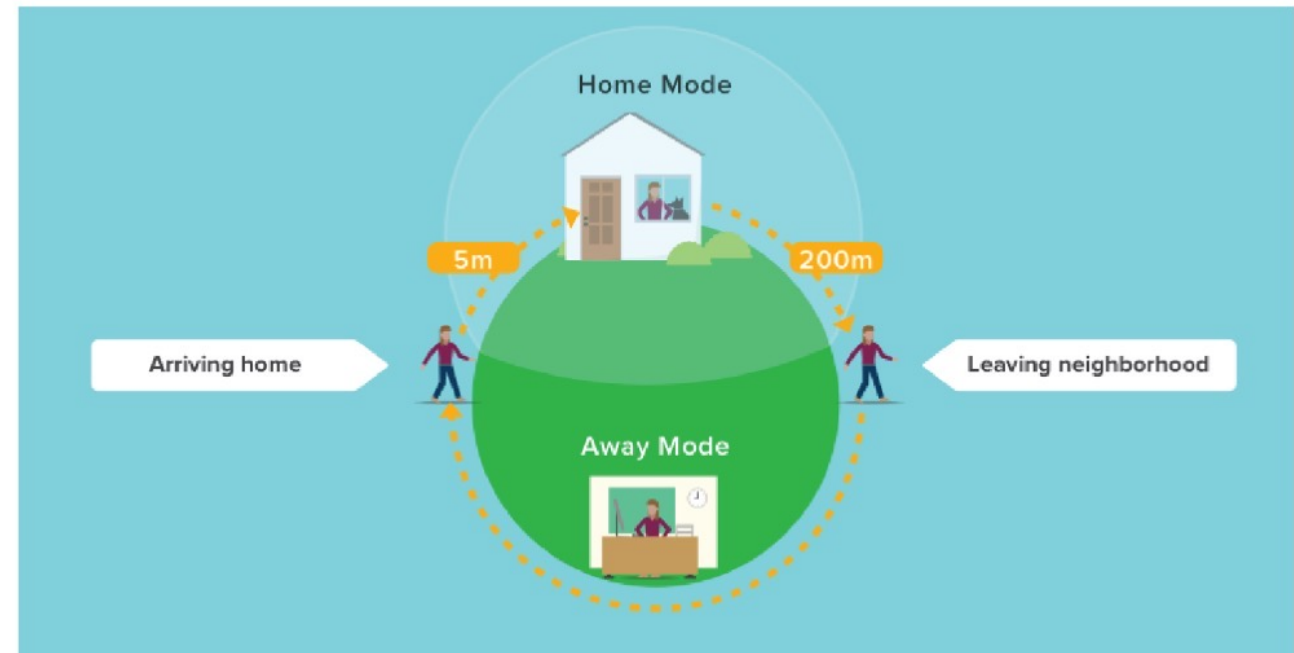
Auto-Unlock provides added convenience when you arrive home and relies on your phone's Bluetooth, Wi-Fi and GPS to know if you're home or away.

Yale Access uses two modes to enable Auto-Unlock to function: **Home Mode** and **Away Mode**. These modes indicate where Auto-Unlock thinks you are: at home or away from home.

When you are at home (in **Home Mode**), Auto-Unlock is not actively doing anything. It is waiting until you leave home.

When you approach your door, Auto-Unlock will unlock your door via Bluetooth. This means Auto-Unlock cannot operate your lock when you are away from home.

You are considered away from home when you leave your immediate neighborhood, which is about 200 meters, or a couple city blocks. It is only active when you return to your home area.

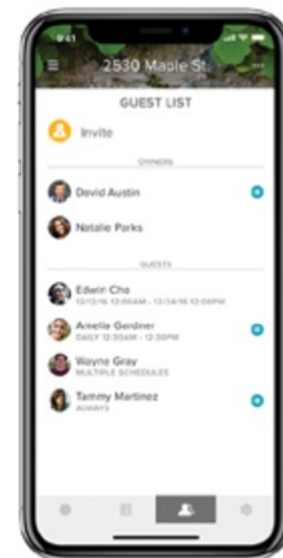


EMPowered™ | APP FEATURES

FAMILY AND GUESTS

Share access to your home with the people you trust.

- Allow family and guests access through the app or create personal keypad entry codes, all editable within the August app
- Use the contacts stored on your phone or invite access via a mobile number
- Assign temporary, recurring or permanent access
- Receive phone notifications and smart alerts when your lock is operated (optional feature)



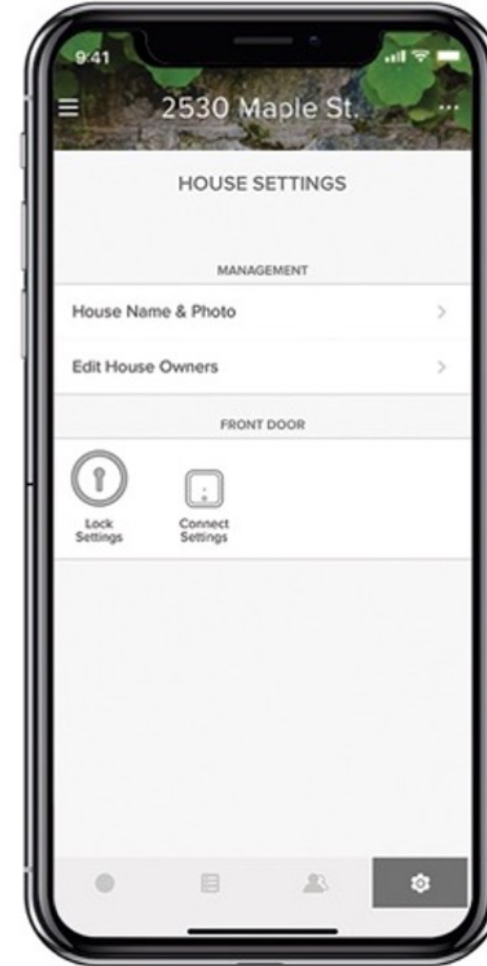
VIRTUAL KEYS

EMPowered™ | APP FEATURES

LOCK SETTINGS

Customize your lock via Yale Access app:

- Sounds
- Set up smart alerts
- Auto-Lock
- Auto-Unlock
- DoorSense™
- Door ajar timing
- Keypad settings
- Lock Calibration
- Factory reset



EMPowered™ | APP FEATURES



VOICE COMMANDS

Just use your voice with Amazon Alexa, Google Assistant & Siri

	Amazon Alexa	Google Assistant	Siri via iPhone/iPad	Siri via Apple Watch	Siri via HomePod
“Lock My Door”	✓	✓	✓	✓	✓
“Unlock My Door”	✓ Requires Voice Pin	✓ Requires Voice Pin	✓	✓	✗
“Is My Door Locked?”	✓	✓	✓	✓	✓
“Is My Door Open?”	✗	✓	✗	✗	✗
	WORKS WITH amazon alexa <small>Requires August Connect</small>	works with the Google Assistant <small>Requires August Connect</small>	Works with Apple HomeKit <small>Requires August Connect OR Apple Hub (i.e. Apple TV)</small>	Works with Apple HomeKit <small>Requires August Connect OR Apple Hub (i.e. Apple TV)</small>	Works with Apple HomeKit <small>Requires August Connect OR Apple Hub (i.e. Apple TV)</small>


EMPowered™

- I. Overview
- II. The Yale Access App
- III. App Features
- IV. App Setup
- V. EMPowered™ Keypad Locks
- VI. EMPowered™ Smart Upgrade Locks
- VII. Resources



EMPowered™ | APP SETUP

- Download and create an account in the Yale Access App*



*Existing August users simply sign in with your August account username and password

Any existing compatible locks will automatically migrate to Yale Access App.

- Follow the **printed instructions** provided with your lock to install and set up your lock.



EMPowered™ | APP SETUP

IMPORTANT NOTES:

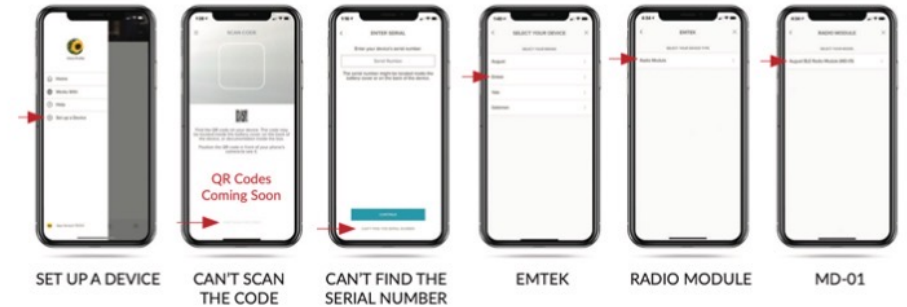
We are in the process of improving the set-up experience in the app, unfortunately for the time being:

- Do not follow installation instructions in the app, always refer to the printed instructions instead!
- Refer to the printed instructions for the steps to Set Up a Device in the app!
- QR codes are coming soon and will make the experience seamless

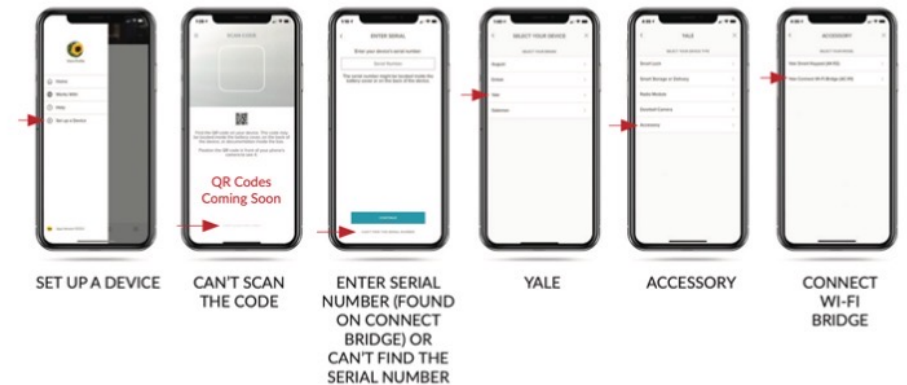


Some steps are not obvious in the app for setting up your new lock (temporary), refer to printed instructions.

Set Up an Emtek Lock in the Yale Access App



Set Up a Yale/August Connect Wi-Fi Bridge



EMPowered™

- I. Overview
- II. The Yale Access App
- III. App Features
- IV. App Setup
- V. EMPowered™ Keypad Locks
- VI. EMPowered™ Smart Upgrade Locks
- VII. Resources



EMPowered™ KEYPAD LOCKS

The EMPowered™ Motorized Keypad Locks is a sleek and modern deadbolt which features a backlit touchscreen keypad so even when you don't have your phone, you can unlock your door by entering your 4-8 digit entry code on the keypad. Lock the door behind you by simply tapping the keypad.



EMPowered™ KEYPAD LOCKS

FINISHES



Satin Nickel
US15



Polished Nickel
US14



Polished Chrome
US26



Oil Rubbed Bronze
US10B



Flat Black
US19

EMPowered™ KEYPAD LOCKS

TOUCHSCREEN KEYPAD

SMART Version Includes: Yale Access Module, Wi-Fi Bridge and DoorSense™



**PRE-INSTALLED
MODULE**
Allows your lock to
communicate with the
Yale Access App



CONNECT WI-FI BRIDGE
A secure way to remotely
access your lock



Surface Mount

Flush Mount

DoorSense™
Checks the status of your door
and tells you if your door is
securely closed and locked



EMPowered™ KEYPAD LOCKS

TOUCHSCREEN KEYPAD ENTRYSETS

SMART Version Includes: Yale Access Module,
Wi-Fi Bridge and DoorSense™



PRE-INSTALLED
MODULE
Allows your lock to
communicate with the
Yale Access App



CONNECT WI-FI BRIDGE
A secure way to remotely
access your lock



Surface Mount



Flush Mount

DoorSense™
Checks the status of your door
and tells you if your door is
securely closed and locked



EMPowered™ KEYPAD LOCKS

ENTRYSET OPTIONS



EMPowered™ Motorized
Touchscreen Keypad Entry Set
with Baden Grip



EMPowered™ Motorized
Touchscreen Keypad Entry Set
with Ares Grip



EMPowered™ Motorized
Touchscreen Keypad Entry Set
with Franklin Grip



EMPowered™ Motorized
Touchscreen Keypad Entry Set
with Hamden Grip

EMPowered™

- I. Overview
- II. The Yale Access App
- III. App Features
- IV. App Setup
- V. EMPowered™ Keypad Locks
- VI. EMPowered™ Smart Upgrade Locks
- VII. Resources



EMPowered™ SMART LOCK UPGRADE

The EMPowered™ Motorized Smart Lock Upgrade - Works with Yale Access is an unobtrusive smart lock unit which replaces the interior deadbolt trim of our many decorative keyed entry sets, deadbolts, and sideplates, simply converting and upgrading a standard lock into a smart-enabled lock.





OWNER/DESIGNER TESTIMONIAL

“Having remote, keyless access for guests was essential for our vacation property, but we were unwilling to compromise the design-driven nature of our project. The EMPowered™ SMART Lock was ideal for this, as we were able to pair it with a stylish EMTEK entry set.”

- Carlos Naude, Working Holiday Studio



EMPowered™ SMART LOCKS Upgrade

CURRENTLY
AVAILABLE:

27
ENTRYSETS

15
DEADBOLTS

6
SIDEPLATES



INTERNAL

EMTEK

EMPowered™ SMART LOCK UPGRADE

ENTRYSET

Includes: Yale Access Module,
Wi-Fi Bridge and DoorSense™



PRE-INSTALLED
MODULE
Allows your lock to
communicate with the
Yale Access App



CONNECT WI-FI BRIDGE
A secure way to remotely
access your lock



Surface Mount

or



Flush Mount

DoorSense™
Checks the status of your door
and tells you if your door is
securely closed and locked



SECTIONAL



MONOLITHIC



FULL LENGTH

EMPowered™ SMART LOCK UPGRADE

ENTRYSET OPTIONS



EMPowered™ SMART LOCK UPGRADES

DEADBOLT

Includes: Yale Access Module,
Wi-Fi Bridge and DoorSense™



PRE-INSTALLED
MODULE
Allows your lock to
communicate with the
Yale Access App



CONNECT WI-FI BRIDGE
A secure way to remotely
access your lock



Surface Mount



Flush Mount

DoorSense™
Checks the status of your door
and tells you if your door is
securely closed and locked



EMPowered™ SMART LOCK UPGRADES

DEADBOLT OPTIONS



Modern Disc
Deadbolt



Square
Deadbolt



Regular
Deadbolt



Low Profile
Deadbolt



Quincy
Deadbolt



Rectangular
Deadbolt



#8 Deadbolt



Saratoga Deadbolt



Modern
Deadbolt



Urban Modern
Deadbolt



Neos Deadbolt



Wilshire
Deadbolt



Rope Deadbolt



Knoxville
Deadbolt



Arts & Crafts
Deadbolt

EMPowered™ SMART LOCK UPGRADES

SIDEPLATE

Includes: Yale Access Module,
Wi-Fi Bridge and DoorSense™



**PRE-INSTALLED
MODULE**
Allows your lock to
communicate with the
Yale Access App



CONNECT WI-FI BRIDGE
A secure way to remotely
access your lock




or



Surface Mount

Flush Mount

DoorSense™
Checks the status of your door
and tells you if your door is
securely closed and locked



EMPowered™ SMART LOCK UPGRADES

SIDEPLATE OPTIONS



Modern Sideplates



Quincy Sideplates



Wilshire Sideplates



Colonial Sideplates



Delaware Sideplates



Rope Sideplates

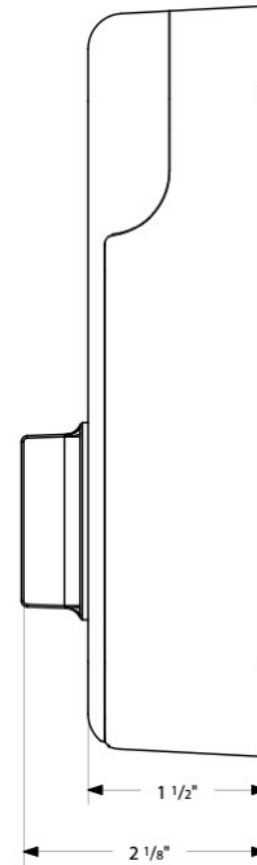
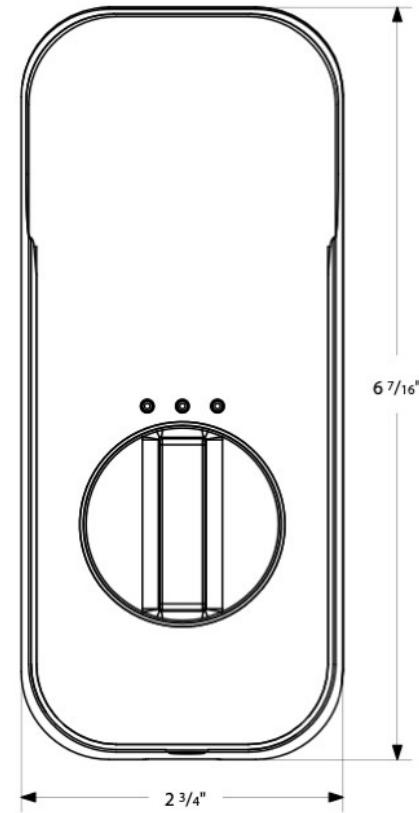
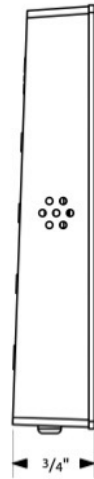
EMPowered™

- I. Overview
- II. The Yale Access App
- III. App Features
- IV. App Setup
- V. EMPowered™ Keypad Locks
- VI. EMPowered™ Smart Upgrade Locks
- VII. Resources



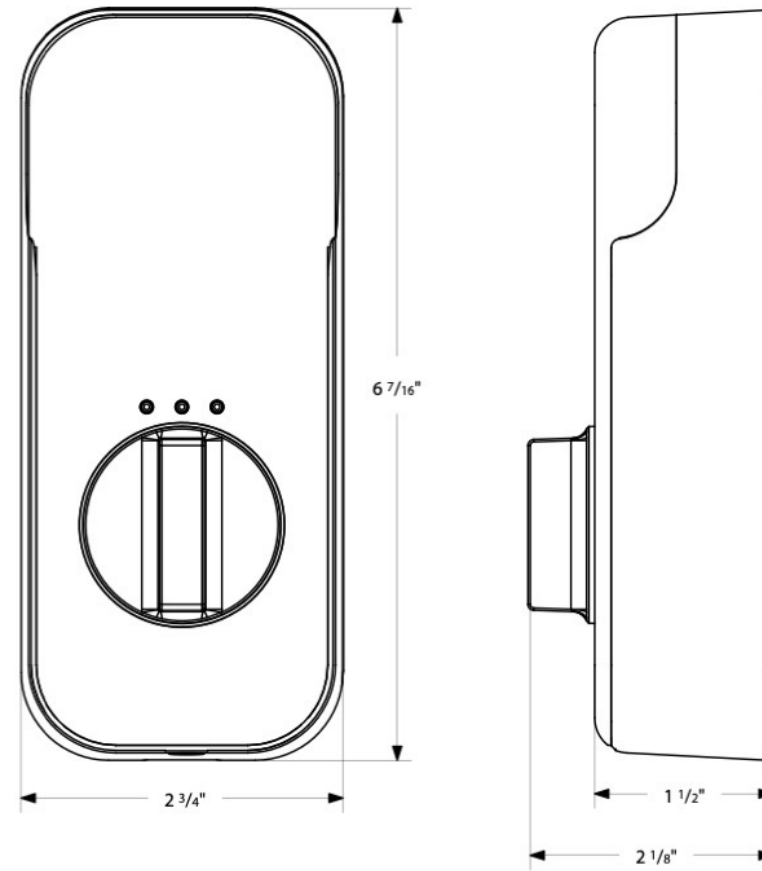
EMPowered™ RESOURCES

KEYPAD LOCK TECH SPEC



EMPowered™ RESOURCES

UPGRADE LOCK TECH SPEC



INTERNAL

EMTEK

EMPowered™ RESOURCES DISPLAY



TYPE LQ DISPLAY



TYPE LR DISPLAY



TYPE LY DISPLAY



TYPE LS DISPLAY

EMPowered™ RESOURCES

KEYPAD LOCKS LINKS

Price Book (Pages 28 -36)

https://emtek.com/pdf/2021_Feb_EMTEK_Door_Hardware_Price_Book_web.pdf

Web Page

<https://emtek.com/empowered-smart-locks>

Installation Video

http://emtek.com/videos/EMPowered_Motorized_Touchscreen_Keypad.mp4

Price List

<https://assaabloy.ent.box.com/v/Emtek-Price-Lists>

Marketing Kit

<https://assaabloy.box.com/v/Emtek-Marketing-Kit>

EMPowered™ RESOURCES

SMART UPGRADE LOCK LINKS

Price Book (Pages 62 -71)

https://emtek.com/pdf/2021_Feb_EMTEK_Door_Hardware_Price_Book_web.pdf

Web Page

<https://emtek.com/empowered-smart-lock-upgrade>

Installation Guides

<https://emtek.com/resources/installation-manuals>

Price List

<https://assaabloy.ent.box.com/v/Emtek-Price-Lists>

Marketing Kit

<https://assaabloy.box.com/v/Emtek-Marketing-Kit>



THANK YOU!
Emtek.com



EMTEK®