

# Project Takeoff Training

## TAKEOFF TRAINING

### Key Points

- Cable Spacing: Maximum 3 inches apart
- Structural post every 6 feet
- Intermediate picket every 3 feet
- Double corner posts are required to allow the cable to run continuously through the corners without terminating
- Straight runs of cable should not exceed 70 feet
- Runs with corner bends (two 90-degree bends at most) should not exceed 50 feet.
- 90-degree turns are never permitted in stairs

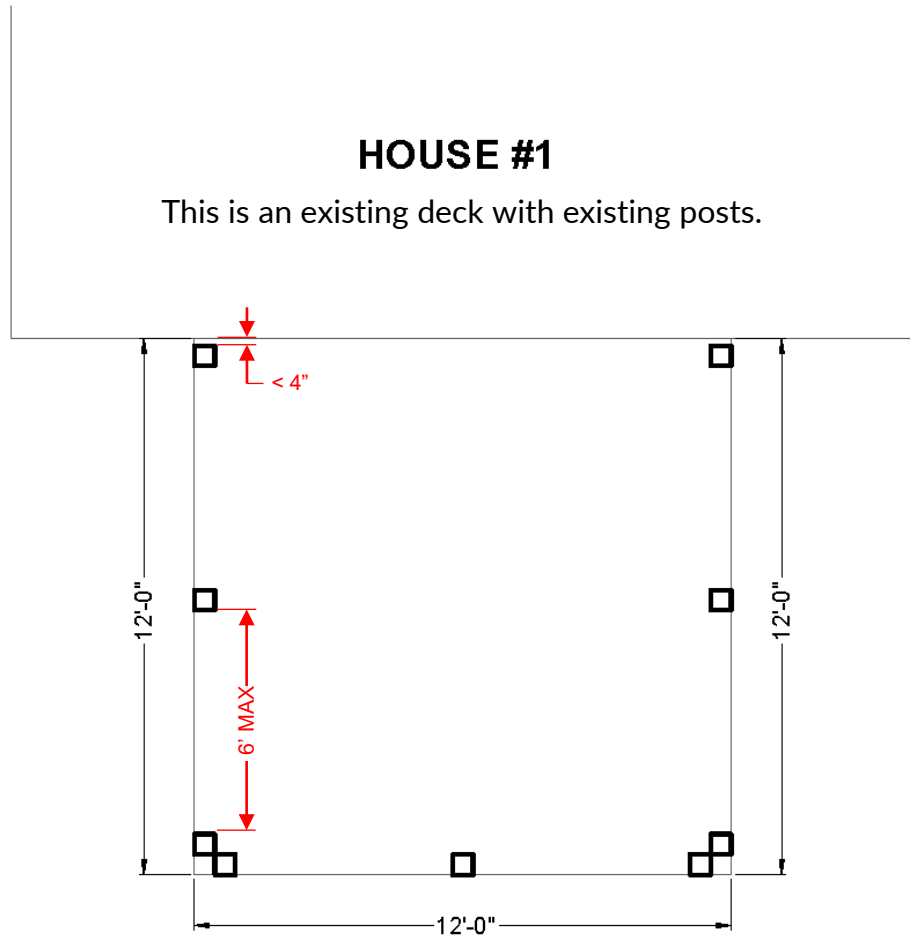
## TAKEOFF TRAINING

### Key Points (cont.)

- Use protector sleeves for protecting corner and stairway transition posts from cable abrasion
- Use beveled washers for attaching end fittings on angled holes at stair end posts
- 42-inch railing with no bottom rail = 13 cables
- 42-inch railing with bottom rail = 11 cables
- Level or stair sections at 36 inches no bottom rail = 11 cables
- Level or stair sections at 36 inches with bottom rail = 9 cables
- If run is exact measurement of cable quote one size higher (example 20 feet exact run, quote 25 feet cable)

**PROJECT INFO:**

- Railing 42 inches in height
- No bottom rail
- Wood posts
- Double corner posts

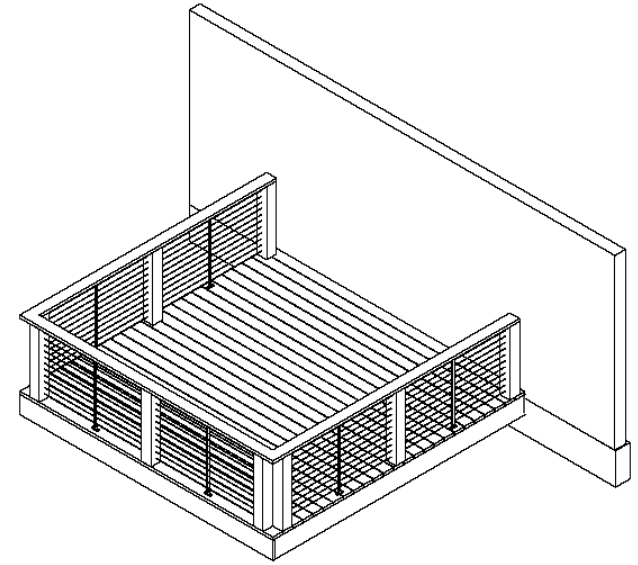
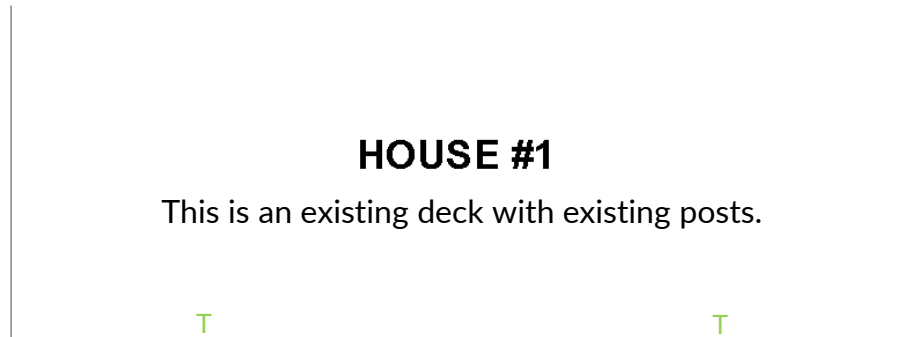


**KEY FOR TAKEOFF**





- - Post
- X - Intermediate Picket
- - Cable
- T - Cable

**PROJECT INFO:**

- Railing 42 inches in height
- No bottom rail
- Wood posts
- Double corner posts



**KEY FOR TAKEOFF**

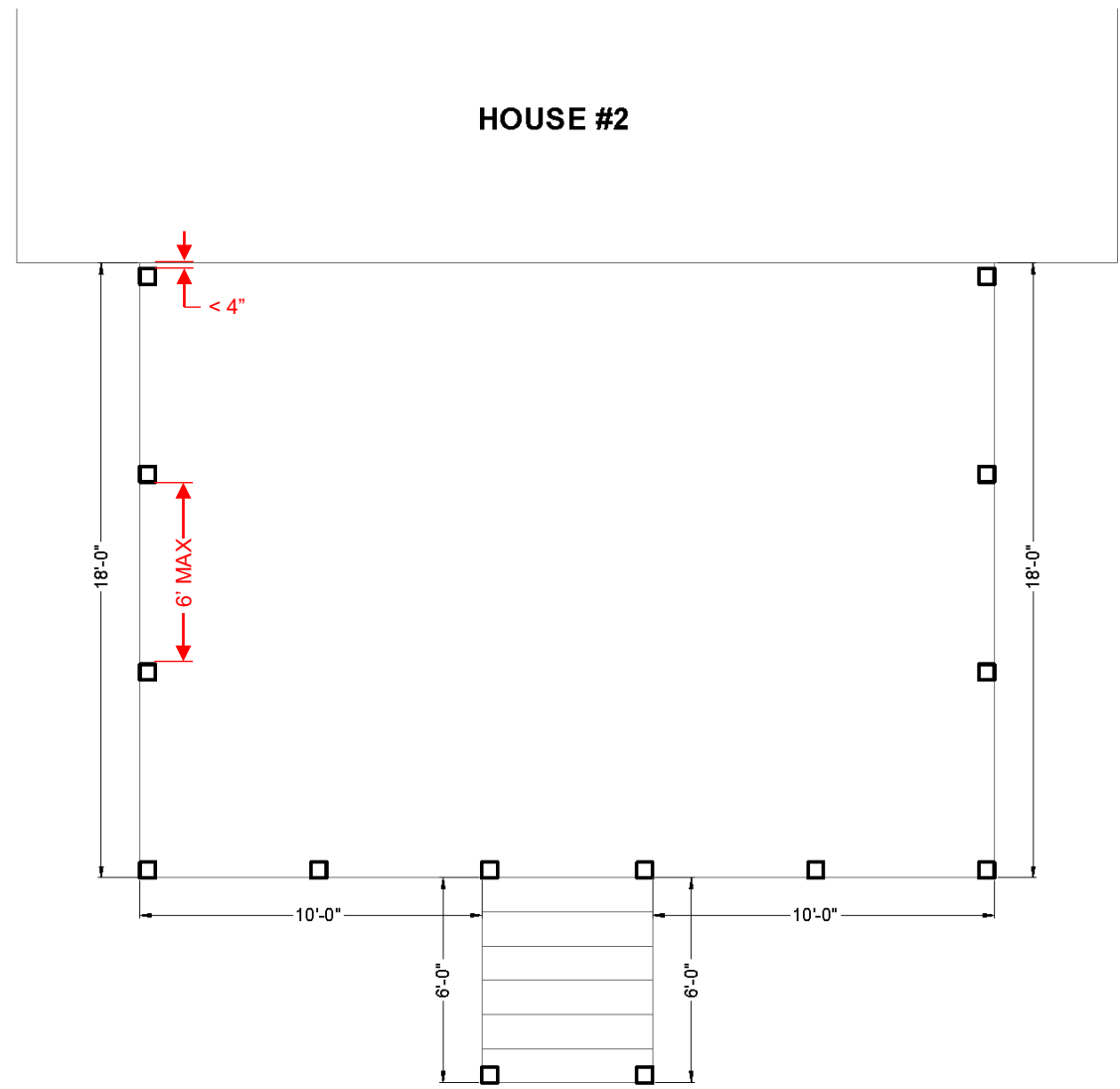
-  - Post
-  - Intermediate Picket
-  - Cable
-  - Cable

**MATERIAL LIST**

- 6 - 7646 - Level Picket Kits
- 13 - 6340 - 40' Cable Kit
- 26 - Vinyl Caps
- 52 - 3210 - Protector Sleeve
- All Accessories

**PROJECT INFO:**

- Railing 42 inches in height
- Stairs are 36 inches in height
- Bottom rail
- Single corner wood posts

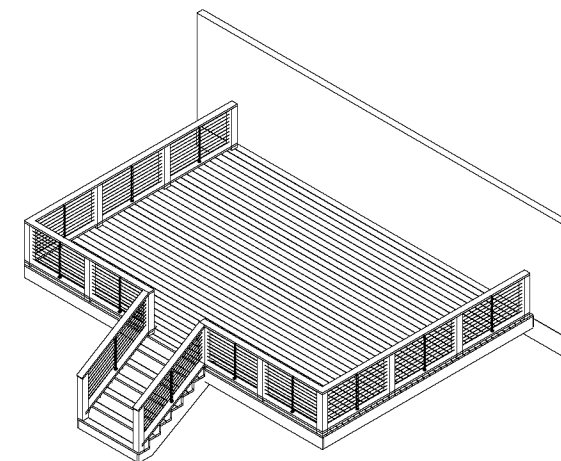
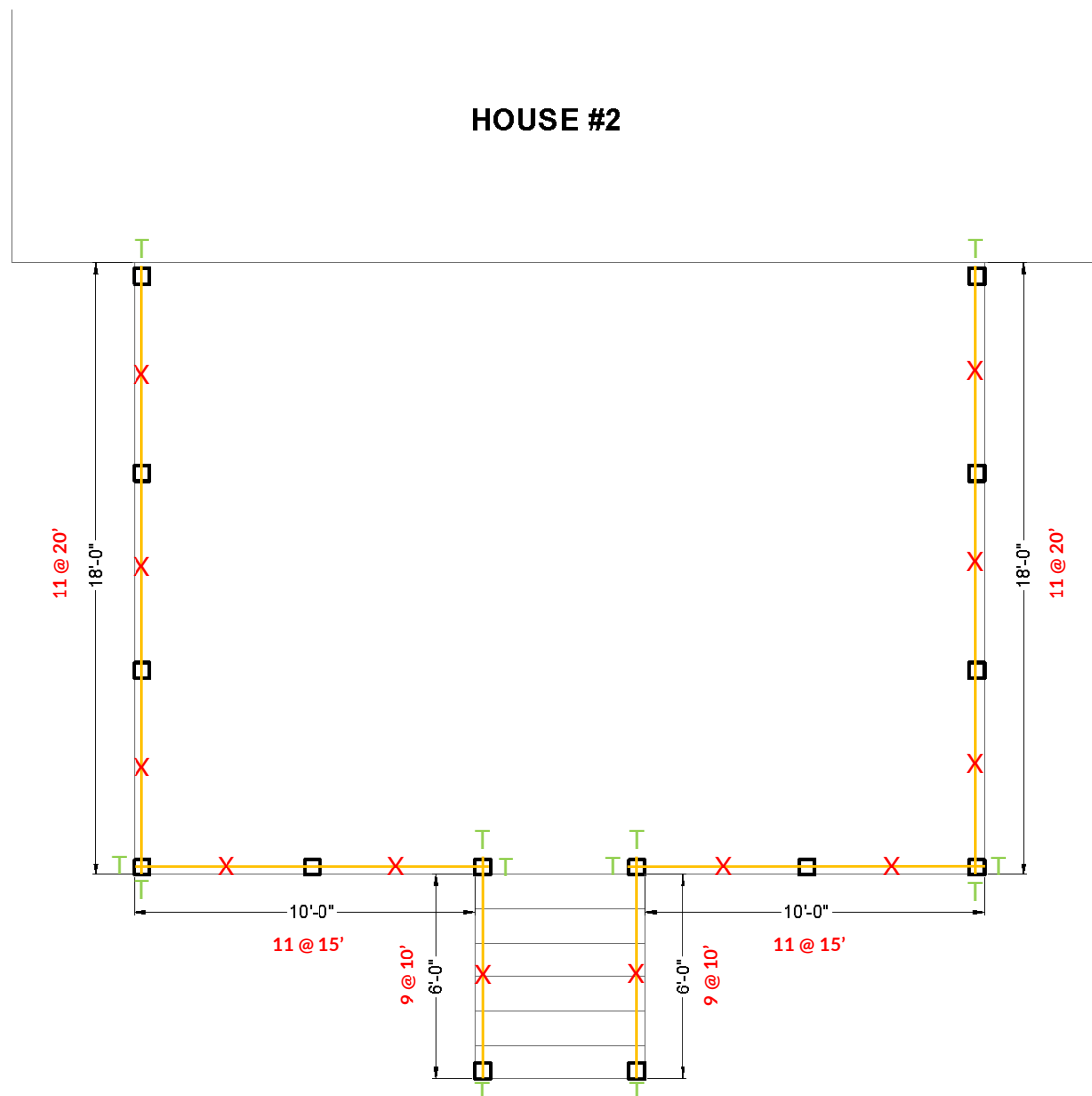


**KEY FOR TAKEOFF**





- - Post
- X - Intermediate Picket
- - Cable
- T - Cable

## PROJECT INFO:

- Railing 42 inches in height
- Stairs are 36 inches in height
- Bottom rail
- Single corner wood posts



## KEY FOR TAKEOFF

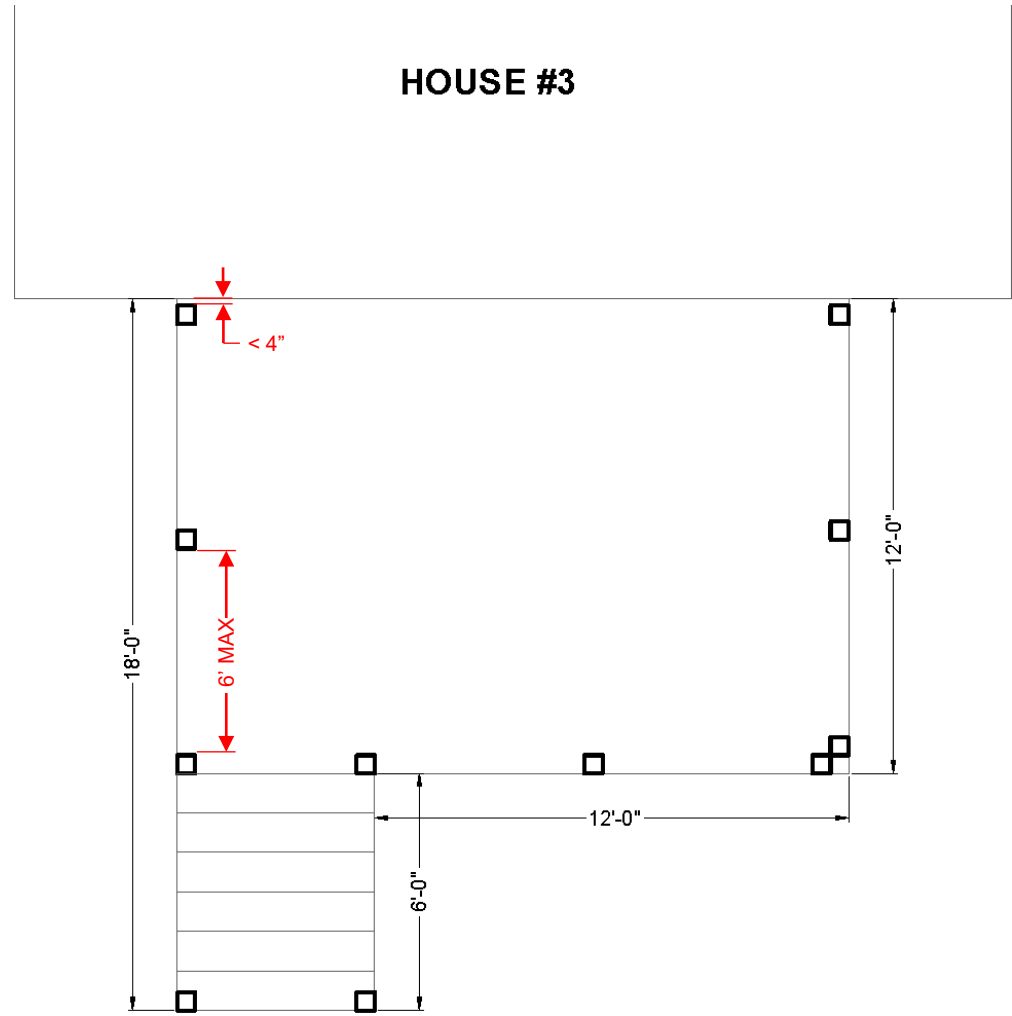
-  - Post
-  - Intermediate Picket
-  - Cable
-  - Cable

## MATERIAL LIST

- 10 - 7648 - Level Picket Kit
- 2 - 7649 - Stair Picket Kit
- 18 - 6310 - 10' Cable Kit
- 22 - 6315 - 15' Cable Kit
- 22 - 6320 - 20' Cable Kit
- 18 - 3792 - TT Beveled Washer
- 18 - 3799 - QC Beveled Washer
- 124 - Vinyl Caps
- All Accessories

**PROJECT INFO:**

- Railing 36 inches in height
- No Bottom rail
- Wood Post
- Only one double corner wood posts



**KEY FOR TAKEOFF**





- - Post
- X - Intermediate Picket
- - Cable
- T - Cable

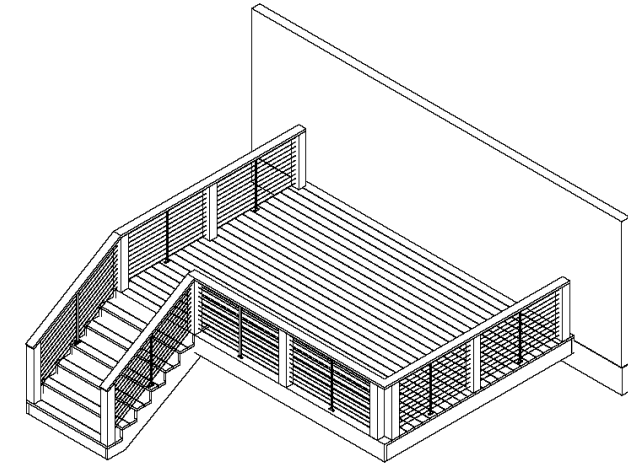
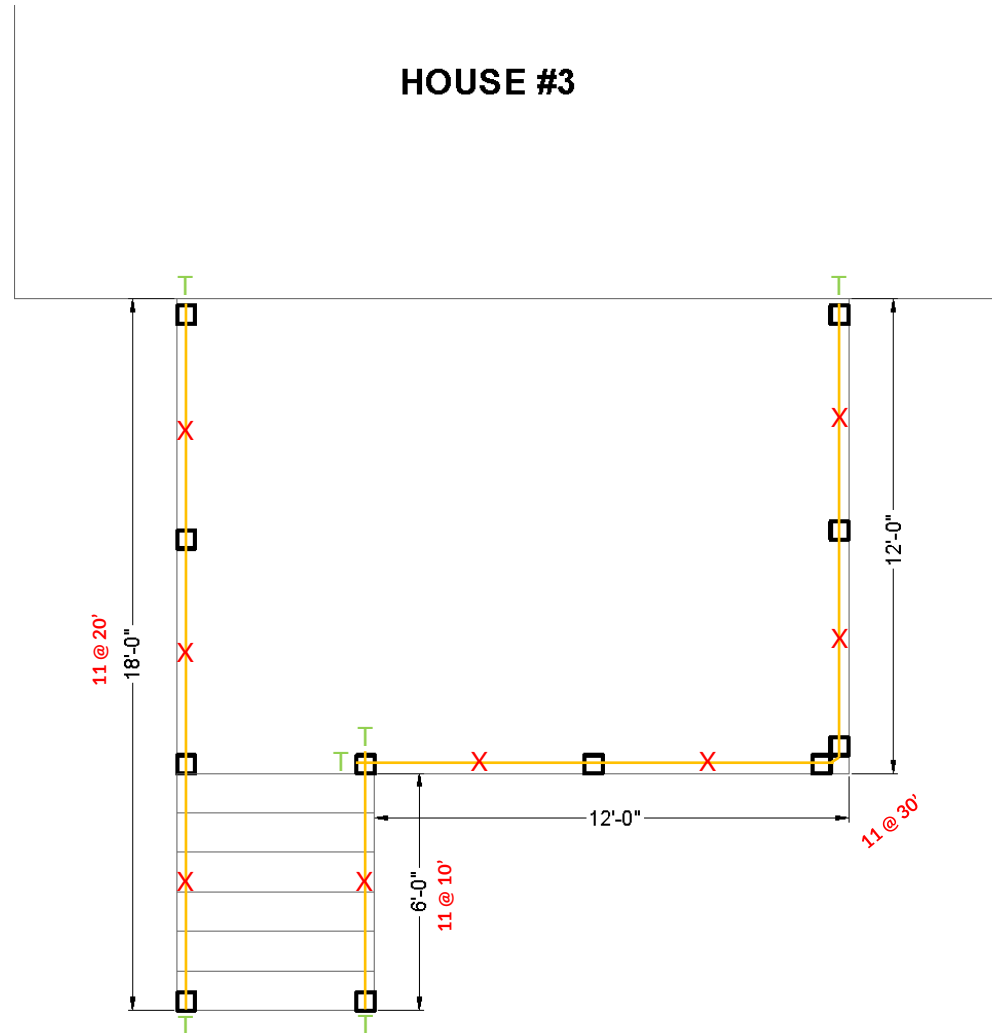


## PROJECT INFO:

- Railing 36 inches in height
- No Bottom rail
- Wood post
- Only one double corner wood posts

## KEY FOR TAKEOFF

-  - Post
-  - Intermediate Picket
-  - Cable
-  - Cable



## MATERIAL LIST

- |                 |   |      |   |                   |
|-----------------|---|------|---|-------------------|
| 6               | - | 7648 | - | Level Picket Kit  |
| 2               | - | 7649 | - | Stair Picket Kit  |
| 11              | - | 6310 | - | 10' Cable Kit     |
| 11              | - | 6320 | - | 20' Cable Kit     |
| 11              | - | 6330 | - | 30' Cable Kit     |
| 22              | - | 3792 | - | TT Beveled Washer |
| 11              | - | 3799 | - | QC Beveled Washer |
| 33              | - | 3210 | - | Protector Sleeve  |
| 66              | - |      | - | Vinyl Caps        |
| All Accessories |   |      |   |                   |